

***SWEET AS A BERRY, SUMMER IS MERRY
COOL FRUITS AND LEMONADE
A MEMORY THAT WILL NEVER FADE
VACATIONS ARE ALWAYS FUN
REMEMBER NOT TO GO OUT IN THE SUN!***

DEAR PARENTS

SUMMER HOLIDAYS are that time of the year when you get an opportunity to spend the maximum time with your child. So enjoy the period and help your child to explore new places, listen to stories, try new skills, draw and color, play and to discover the hidden talents and interests. We have planned some activities for your child to enhance learning skills in a fun filled way. Help your ward to do the same and follow the guidelines mentioned below to make their summer vacations fruitful.

- Encourage your child to go out and play.
- Converse with your child preferably in English.
- Spend quality time with your child.
- Encourage your ward to do the activities by himself / herself.
- Limit the T.V. time and supervise the content that your child watches.

OUR SANSKARAS



D.B.N Mubarak Mandi believe on instilling right values and virtues right from the early years. Values inculcated during early childhood have a strong grounding and help our children to grow as a good, polite, strong and confident individual.

Different types of languages are spoken by people from different regions but most important thing is any language, when spoken should be spoken correctly. Since, English is a universal language and we want

our children to be proficient in speaking it and for this we need your full cooperation and support. We would appreciate if you adhere to the following points:

Speak with your child in English.

Read out story books with big illustrations.

Emphasize more on phonic sounds.

Teachers are trying to encourage the children to use simple words, phrases and sentences like-

- May I come in ma'am?
- May I drink water?
- I am feeling thirsty.
- I am feeling hungry.
- Please sharpen my pencil.
- Please give me a pencil.
- Please give me an eraser.
- Use of magic words like Excuse me, Sorry, Thank you, Please.

Children can be encouraged to use simple words and sentences at home also.

- Mom, please give me something to eat.
- Please give me a glass of water.
- Please tell me a story.
- Can I go to the park?
- Please buy me a toy.
- Please give me a bath.
- Please comb my hair.

Wishing people properly- Hello Uncle/Aunty, how are you?

Wishing Parents, Grandparents Good Morning, Good Night

Parents can train them to follow simple instructions:

Open the door, shut the door, Eat your food, drink your milk, go to sleep, don't watch T.V., brush your teeth, do your work, talk politely, etc.

If we together make sincere effort and pay attention, we can help our children to understand and speak English.

We, also focus on:

LIFE SKILLS

- Early to bed and early to rise
- Always tell the truth
- Laying the table for dinner.
- Arranging shoes
- Packing school bag
- Tying shoe laces
- Keeping your belongings in place
- Throw litter into the bin

SOCIAL SKILLS

- Be a good listener
- Obey your elders
- Speak politely in public places
- Greet the guests with a smile
- Do not talk with your mouth full





PERSONAL HYGIENE

- Brush your teeth twice daily
- Comb your hair properly
- Take a bath daily
- Wash your hands before and after meal
- Trim nails and keep them clean.
- Keep your room clean
- Wear clean clothes

Kindly Note: Take the print out of the sheets, compile it and must be submitted in a folder.

- **Revise 5 times the work done in the class on separate 3-in-1 notebook.**

*Walk Together:

-  Plan a trip or one-day trip.
 -  Paste the photograph of your family on a **Colourful A4 size sheet**.
 -  Paste the photographs of the places you visited.
 -  Paste the photographs of the different things you saw there.
- *Help your child to make it beautiful.



Let your child watch *'Stuart Little'*, *Home Alone* movie, *The Jungle Book*, *Nemo* in this vacation.



, *Baby's Day Out*,



*Buy any Moral Story Book for children (**English**) and ensure to narrate one story daily to your child.



Good habits and good manners are lifelong assets and manners must be practiced until they become habit.

English:- Write 20 pages of capital cursive A to Z.

Write 20 pages of small cursive a to h.

Learn poem (orally)

‘clap clap

‘Hot cross buns’

‘Elephant elephant’

‘I’m special’

Hindi:- अ से ध तक अभ्यास करें।(20 pages)

Math:- Practise what comes after and in between

Learn counting from 1 to 100

Projects:- Creativity improve learning in kids. So we are giving some craft work to encourage the creative learning in children

1) Make a very best use of plastic bottle by planting a sapling on it. You can use the sapling of a money plant or Tulsi.

2) Make a 3d model of a very important topic in maths ‘what comes before and after’

सही वर्ण को चित्र से मिलाओ



श

य

अ

आ

इ

ऊ





दिनांक - _____

अक्षर से अक्षर मिलाओ।

अ

आ

आ

अ

उ

ऊ

ऊ

उ

चित्र देखकर सही अक्षर पर गोला बताओ।



आ अ उ



उ ऊ अ



अ उ ऊ



अ उ ऊ



Numbers in sequence 1 to 50

1	11	21	31	41
2			32	
	13			43
		24	34	
5		25		
	16			46
		27		
8				48
9			39	
10	20	30	40	50

Look at the alphabet in the first column.
Circle the picture which begins with that alphabet.

A



B



C



D



E



Practice writing your lowercase letters.



a b c

e f g h

i j k l

m n o p

q r s t

u v w

x y z



NAME:

CLASS:

MATCH
THE NUMBERS

TEACHER:

DATE:

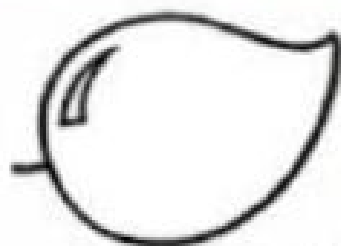


COLOUR THE PICTURES



9

10



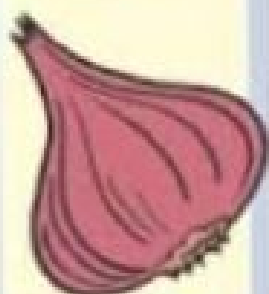
5

8



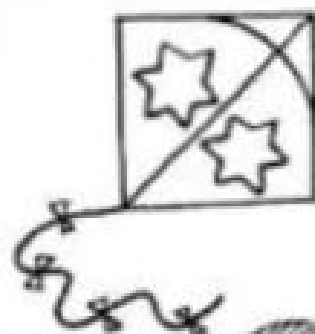
7

4



10

9




6

7




8

5



4

6



Write the missing letter.



ANT



IRD



IG



EE



ALL



AR



GG



AN



ION



UN



OOK



ISH



UCK



TAR



REE



RAIN



Name

Numbers in sequence 1 to 70

1	11	21	31	41	51	61
						62
3					53	
	14			44		
		25	35			
			36			
	17			47		
8					58	
		29				69
10	20	30	40	50	60	70

Count the objects and match with the given numbers.

11

12

13

14

15

16

17

18

19

20



Look at the alphabet in the first column.
Circle the picture which begins with that alphabet.

M



N



O



P



Q



Match the uppercase letter to its lowercase.



Apple

A

b



Ball

B

d



Cake

C

e



Dog

D

a



Egg

E

f

Look at the alphabet in the first column.
Circle the picture which begins with that alphabet.

G



H



I



J



K



Date:

Name:

Count and match the correct number.



- 1
- 2
- 3
- 4
- 5
- 6
- 7
- 8
- 9
- 10





ART ATTACK

Make a very good use of waste plastic bottle by planting a sapling on it. You have to sapling of **MONEY PLANT and **TULSI** only.**

<https://youtu.be/OJJvghfLE7A>





ENJOY

SUMMER

VACATION