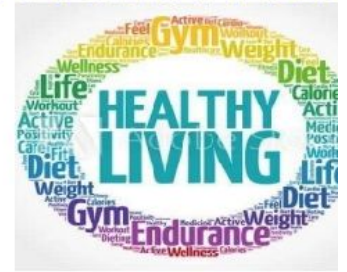
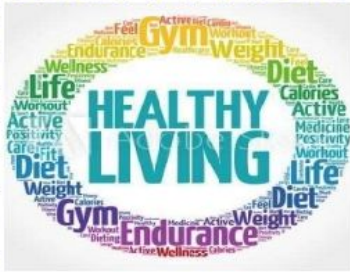


Summer Holiday

Homework Booklet



Name:



HEALTHY LIVING

Good health may seem natural at a young age, but maintaining physical and emotional wellbeing often requires us to develop healthy lifestyle. Having a healthy lifestyle, eating well and being physically active helps children to build strong bones, Grow and develop healthily, improve their concentration and make them active and alert.

Jump, Run, Hop and have fun. Practice Aerobics, exercises and Dancing. Simple yoga exercises can help them to improve their immunity.

HEALTHY EATING HABITS

Healthy eating habits are more likely to stay with you if learn them as a child. That's why it's important to teach children healthy eating habits so that they can stick with these habits for life long and that will help them to avoid developing chronic diseases.

Make sure that your ward should learn to wash hands every and now. Also train your ward to use face mask when they go out.

Dear Parents,

Finally, the much awaited Summer Holidays are here. It is a good opportunity to spend quality time with your children. Let's make these holidays fruitful by involving the tiny tots in some fun filled activities.

Learning Time:

Learn to wish Good Morning, Good Afternoon and Good night.




* Learn 5 sentences on Myself.

* Learn Mother's and Father's Mobile number.



Play Outdoor Games: Ensure that children should not spend too much time on electronic gadgets as they harm the eyes and make us lethargic. So encourage your child to go for cycling, hide and seek & running etc. as these will make them active & social.



*Converse in English: To develop the conversation skills of children in English ensure to converse small sentences in English only. Read out story books with big illustrations and after finishing the story discuss it with your child. ***Emphasize more on phonic sounds and encourage Word Building words and Picture Talk.**

Teachers are trying to encourage the children to use simple words, phrases and sentences like:

- May I come in Ma'am?
- May I drink water?
- May I go to the toilet?
- I am feeling thirsty.
- I am feeling hungry.
- Please give me a pencil.
- Please give me an eraser etc.



*** Children can be encouraged to use simple words and sentences at home also:**

- Mom, I am hungry please give me something to eat.
- Please give me a glass of water.
- Please open the door.
- Please trim my nails.
- Can I watch T.V.?
- I am feeling sleepy.
- Please change my dress.
- Please give me a toy.

A



APPLE

A

A

A

A

A

A

A

A

A

A

A

A

A

A

A

A

A

A

A

A

A

A

A

A

A

A

A

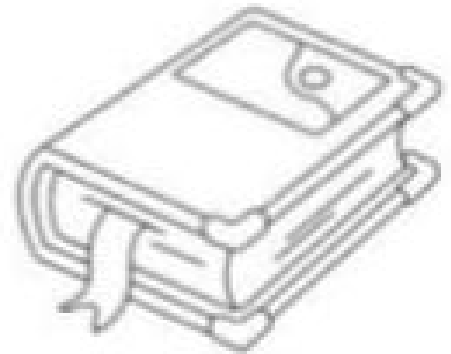
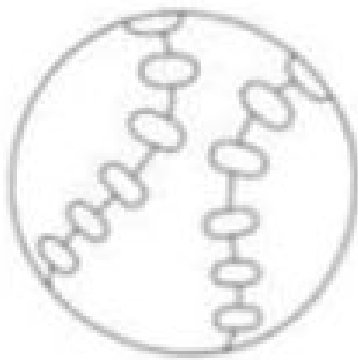
A

A



A

LET'S TRACE UPPERCASE B

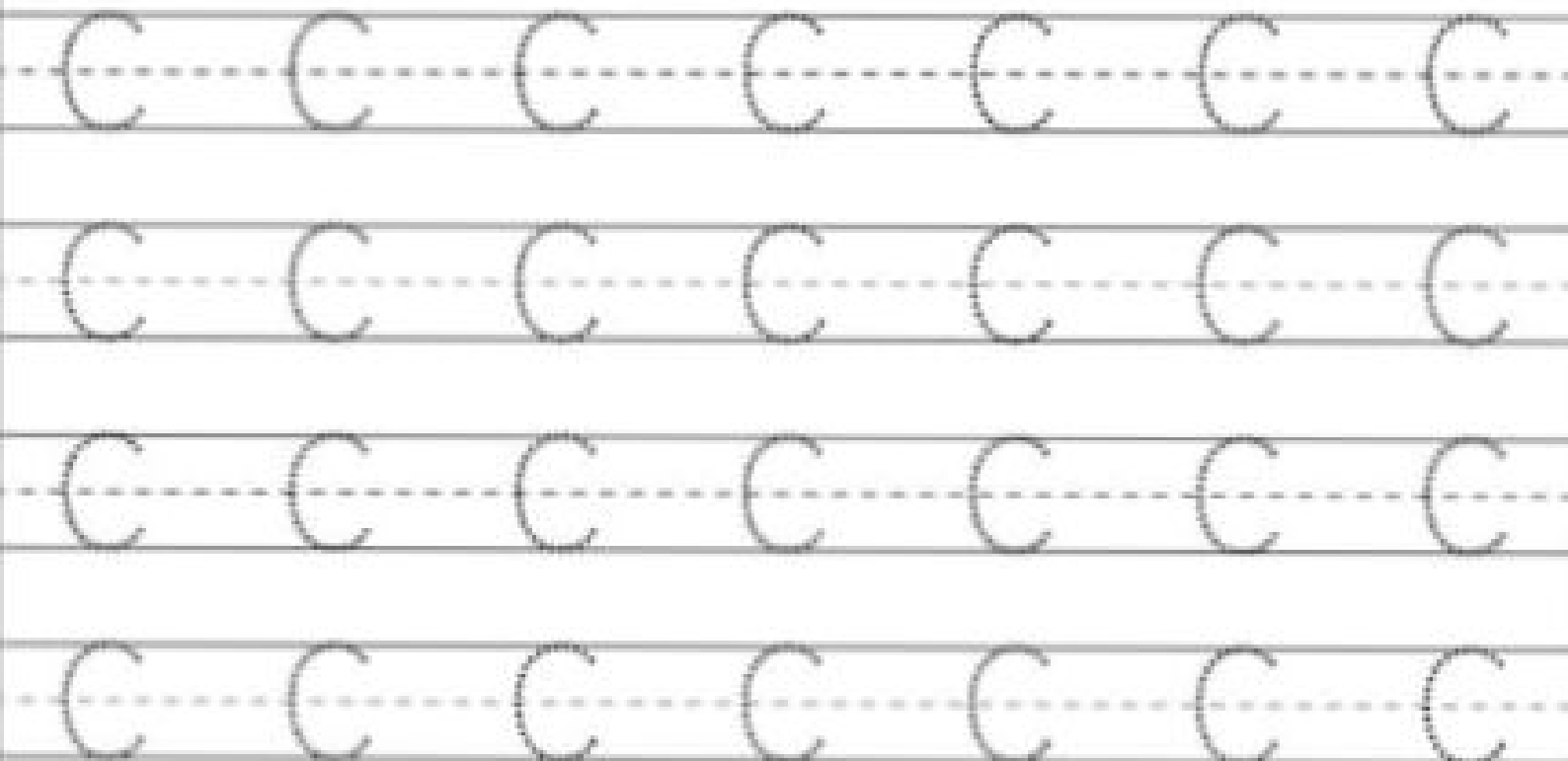
Trace the uppercase letter B and color the pictures.



Tracing practice section consisting of five rows of handwriting lines. Each row contains five dotted uppercase letters 'B' for tracing. The lines are composed of a solid top line, a dashed middle line, and a solid bottom line.



C



Trace the alphabet


D






Drum



Dog




Door




Trace and write alphabet


E



Envelope



Elephant



Egg

E	E	E	E	E	E

चित्र को देखकर उनके पहले अक्षर से मिलाइए-



रफ



ल



र



आ



ल

ACTIVITY Shadow Matching

- Match the animals / things with their shadows.



रु

उ

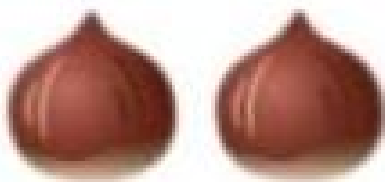
ऊ

ऋ

How many?

Name: _____

Count and write the number.



Count and Color

Sheet 1

Find each number. Color as many pictures as you read.

3




5



1



4



2



Circle the correct Letter (A – E)



B A C D E

A B C D E



E D A B C

B A C D E



A B E D C

Project Work



favourite Place I went 



The weather was...



☺

Best Summer Memory 



My favourite Summer food 





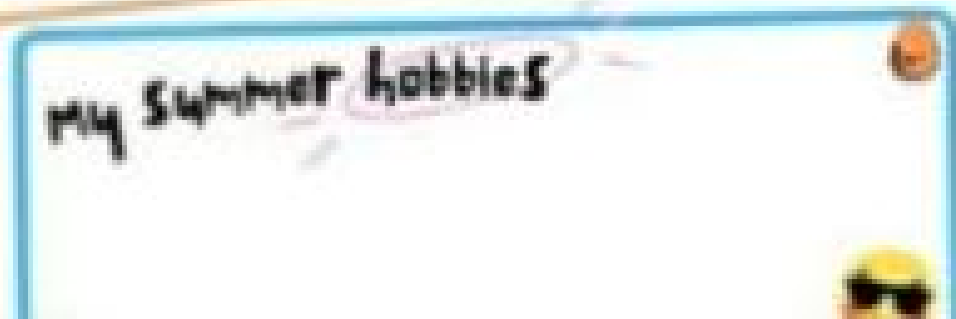
This summer I spent time with...





My favourite Summer activity 



My Summer hobbies 




My next Summer goals 

Carrot



