



Happy
Holidays



Class: 2nd

Subject: English

1. Do a page of handwriting twice a week.
2. Read at least five stories from any book and write the new words, you come across while reading the story.
3. Make two useful items from waste material. (Activity)
4. Revise all the work done in class.

Name: _____

CCSS 2L.1 Demonstrate command of the conventions of standard English grammar.

Nouns

Directions: Write the nouns below into the correct column.

teacher pencil eraser school
library doctor desk park girl

Person	Place	Thing

© www.2ndgradeworksheets.net

PICTURE COMPOSITION

A BOY AND A GIRL GOING TO SCHOOL

Look at the picture and write answers to the following questions :

1. What do you see in the picture ?
2. How many boys are there ?
3. How many girls are there ?
4. Where are they going to ?
5. What is in their hands ?
6. How are they going ?
7. Are they happy ?



Mathematics

1. Practice 3 sums of addition and subtraction daily in separate notebook.
2. Learn tables 2 to 12 thoroughly
3. Revise all the work done in class.

Activity: Make a chart of basic Geometrical shapes (i.e. Circle, triangle, Rectangle, Square) and colour it nicely.

Identifying Even and Odd Numbers

Identify whether each number is even or odd.

- | | | | |
|--------|-------|--------|-------|
| 1) 23 | _____ | 2) 41 | _____ |
| 3) 48 | _____ | 4) 20 | _____ |
| 5) 22 | _____ | 6) 40 | _____ |
| 7) 1 | _____ | 8) 44 | _____ |
| 9) 12 | _____ | 10) 28 | _____ |
| 11) 24 | _____ | 12) 26 | _____ |
| 13) 37 | _____ | 14) 50 | _____ |
| 15) 17 | _____ | 16) 16 | _____ |
| 17) 30 | _____ | 18) 4 | _____ |
| 19) 38 | _____ | 20) 45 | _____ |

Tens and Ones Place Values Worksheet

Look at the number at the beginning of each row. Write the correct number of tens and ones in the boxes next to it.

92 = tens + ones

27 = tens + ones

54 = tens + ones

11 = tens + ones

38 = tens + ones

63 = tens + ones

79 = tens + ones

Name _____

Comparing Numbers

Compare the numbers by using <, >, or =.



545 ○ 534	882 ○ 828	344 ○ 423
674 ○ 676	656 ○ 562	644 ○ 624
599 ○ 595	737 ○ 735	582 ○ 833
287 ○ 287	945 ○ 954	763 ○ 763
535 ○ 553	870 ○ 807	882 ○ 828
448 ○ 484	633 ○ 633	797 ○ 577





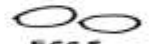
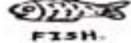



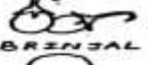
E.V.S

1. Make a scrap book on junk food and healthy food.
2. Collect some items of pulses and cereals and paste it in your scrapbook.
3. Make a chart on parts of body. (Activity)
4. Learn and revise work done in class.

TOPIC: OUR FOOD

CLASS II DATE.....

1. Write (P) for plant food and (A) for animal food:

 ○	 APPLE ○	 MEAT ○	 POTATO ○	 EGGS ○
 FISH ○	 MANGO ○	 RICE ○	 BUTTER ○	 BRANJAL ○

2. Write five good habits.

Grade _____ Teacher sign. _____ Parents sign _____ Page 12

G.K

1. Paste pictures of sense organs in your scrapbook.
2. Paste pictures of famous personalities of indian in your scrapbook.

Computer

1. Revise lesson no. 1 Computer and its uses.

संज्ञा

बोर्ड में से शब्द चुनकर, सही शिर्षक के सामने लिखें-



बैंगन शनिवार

 मुंबई

मार्च आलू

बुधवार

 दिल्ली जून

शहर _____

महीना _____

सब्जी _____

दिन के नाम _____

© Copyright, Eruditionz.com

संज्ञा

नीचे लिखे वाक्यों में से संज्ञा शब्द रेखांकित करें-

क-रीमा खाना खा रही है। 

ख-रमेश पतंग उड़ा रहा है। 

ग-राधा सुंदर गाती है। 

घ-माछली तालाब में तैर रही है।

च-कोयल गाना गा रही है।

छ-किसान खेत में काम कर रहा है।

© Copyright, Eruditionz.com

NAME :

DATE :

नीचे दिये वाक्यों में खाली स्थान में उचित संज्ञा शब्दों को भरिए

(Fill in the blanks with appropriate noun)

१. से खुशबू आती है।

फूलों

कागज

पत्तों

२. संगमरमर से बना है।

लालकिला

ताजमहल

चारमीनार

३. ताजमहल में है।

कानपुर

दिल्ली

आगरा

४. धीरे चलता है।

घोड़ा

कछुआ

साँप

५. के शरीर पर काली सफेद धारियाँ हैं।

बल

फर

जेब्रा