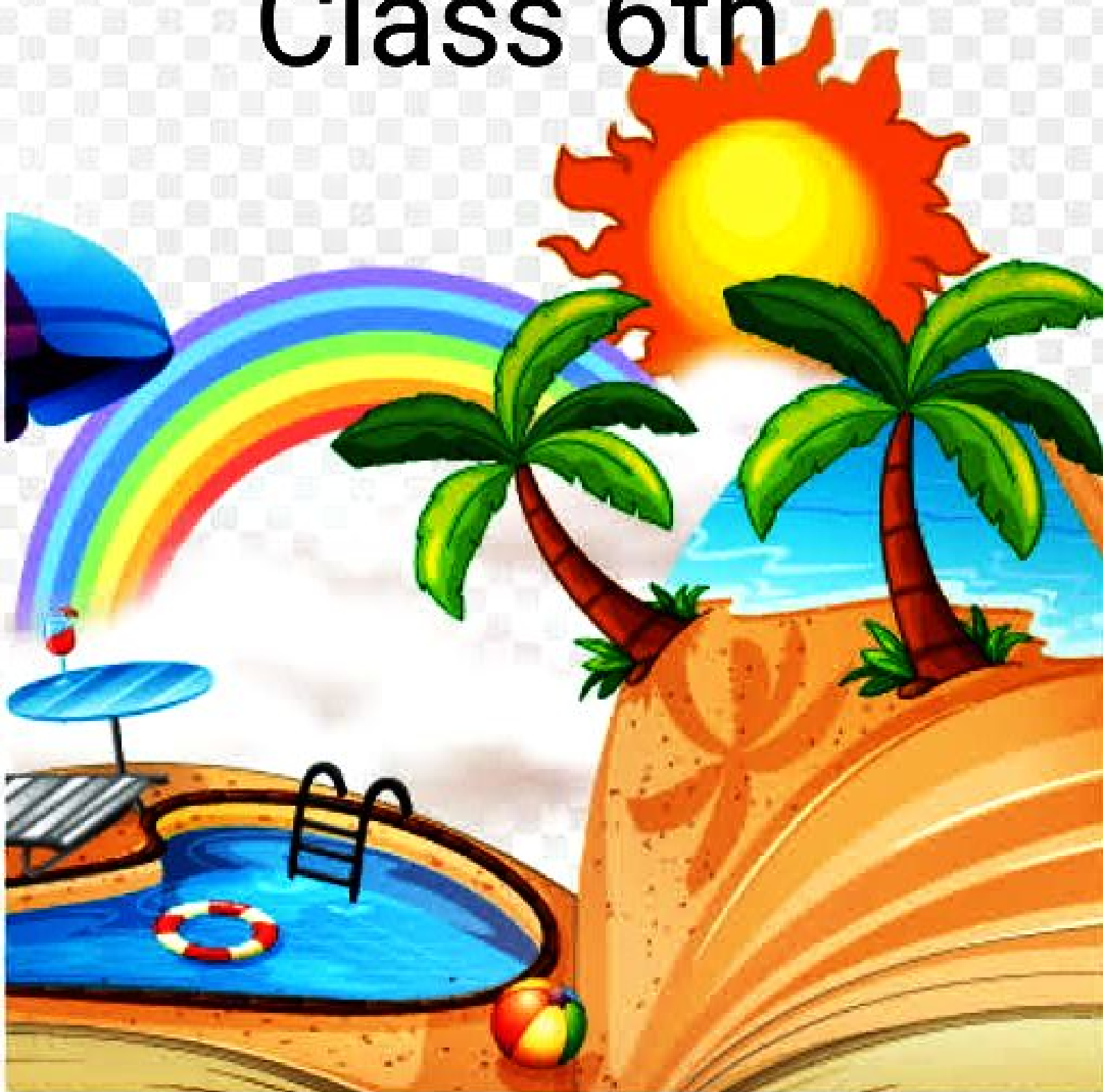






SUMMER HOLIDAYS


Class 6th



Holiday Homework



Hurray!!The Summer Holidays are here.. It's time to take a break,sit back and enjoy a few weeks on holiday! To keep the little ones engaged and be in touch with the Learning done in the class,the Summer   Holiday Activities are designed with a motto of "Fun and Learn"  



Here are a few tasks for you to complete during the vacation. Do remember to Complete the given tasks, after reading them carefully.

Some tips to make this holiday special:

- 👉 Have a family dinner everyday of the holidays.
- 👉 Spend some quality time with an elderly person in the family.
- 👉 Eat a nutritious diet with plenty of water
- 👉 A beautiful handwriting makes a good impression. Practice one page of English and Hindi handwriting daily.
- 👉 Enhance your speaking skills and Vocabulary by conversing in English With your family and siblings.



English

1. Read any of the following stories
 - a) Snow white and seven dwarfs
 - b) Peter Pan
 - c) A Christmas Carol
- Write a short summary of the story .
- Write the character sketch of each and every character of the novel.
- Choose ten interesting sentences using the ten words.
- Present your work creatively in a scrap book.
 2. Write 20 synonyms and 20 antonyms of your own choice.
 3. Write a letter to the editor of newspaper on the issue of garbage that is spread all through locality .
 4. Make bookmark. Decorate it and write inspirational quotation by a well know poet or author .
 5. Revise all the work done in the class .






Maths

1. Revise chapter -1,2,3 and 4 in a separate notebook
2. Learn and write tables 2 to 20



Project work



1. Collect information on any one of famous mathematician and write down in a colourful chart paper and decorate border also



(From roll no. 1 to 11)

2. Make a chart of Roman numbers from 1 to 100 using matchsticks

(From 12 to 22)



हिन्दी

प्र०1 पाठ 4,5 सम्पूर्ण याद करके लिखें।

प्र०2. पाठ 6,7 का पठन करके शब्दों के अर्थ लिखकर वॉक्च बनाएँ।

प्र०3. ग्रीष्मकालीन अवकाश के मुख्य 15 समाचार कापी में लिखें।

प्र० 4. फ्लेश कार्ड बनाओ क्रिया।

प्र०5. प्रदूषण की समस्या पर अनुच्छेद लिखें और चार्ट बनाएँ।

प्र०6. 10 सुविचार लिखें एवं याद करे।

प्र०7. अपने बचपन की कोई रोचक घटना माता- पिता की सहायता के साथ उस विषय पर एक कहानी लिखे।

प्र०8. अनंत हिंदी व्याकरण में अध्याय 1,4 का पुस्तक कार्य करें।





Science

1. Learn and write question answers defines and workbook of chapter 5,6,7 and 8 in notebook.
2. Collect four different leaves, flowers and seeds dry them between newspaper folds and paste them in a scrapbook. Write four lines about each.
3. Find out creative ways of reusing waste materials such as old bottles empty boxes etc make some creative and attractive things from these items.
4. Make a chart on deficiency diseases.
5. Fast food is not good for health. Compose a story (150-200) words with pictures and drawing with this message the bad effects of eating fast food.
6. Prepare a science Dictionary of what the words.

Social Studies

HISTORY:

Make a project on the people of Stone Age include the following in your project:-

- i. How and Where they may have lived?**
- ii. What they ate and wore?**
- iii. The problems they faced.**




CIVICS:



Prepare a report on Fundamental Duties and Fundamental Rights.

NOTE:- Learn and revise the chapters with all exercises that have been taught in the class from book and notebook



Geography



1. Our Earth consists of a variety of landforms. Prepare the models of any 3 landforms (mountain, plain, hill, plateau, valley, etc) and display them on cardboard, using the mentioned materials:

i. Cardboard (12" X 12")

ii. Clay/ Plaster of Paris (POP)

2. Project Work :- In a scrap book paste

i. Pictures of the important constellation with their names.

ii. Pictures of dwarf planets with their names.

iii. Pictures of comets with their names.




Social Studies

LET'S EXPLORE G20 (2023)

Find out about G20 (2023)

Summit. Your research shall include the following points:-

- 1 What is the theme of G20?
- 2 What is the motto of G20?
- 3 What is the role of India in G20?
- 4 Enlist the countries who are members of G20.
- 5 Which state will host G20 Summit 2023?
- 6 What is the full form of G20?
- 7 What is the inspiration of G20?



Urdu

1. یار اور پڑھے سارے اسباق یونٹ دوم کے
2. سوال جواب، الفاظ معنی خالی جگہیں ک
و یاد کرنا ہے
3. اردو گرامر مضمون عید دیوالی، چھٹی
کی درخواست واحد جمع۔ مذکر مونث الفا
ظ کی ضد اود محاورات سب کو یاد کرنا ہ
ے۔
4. اپنی درسی کتاب میں اپنی پسند کی نظم
نوٹ بک پر لکھے
5. اپنی پسند کی کوئی کہانی لکھے۔
6. اپ نے گرمیوں کی چھٹیاں کیسے گزاریں
ایک ریپوٹ بنی ہے

Computer

**Topic : Working with table in MS
Word**

Learn and write in your note book

enjoy
SUMMER
HOLIDAYS

